




Before using this product, carefully read this owner's manual. This owner's manual provides important information concerning the proper operation of the product.


## Connecting to the WAZA Amp Head

### 1. Connect the WAZA Amp Head's SPEAKER OUT jack to the INPUT jack on the back of this speaker cabinet.

WAZA Amp Head



WAZA Amp Cabinet



| Model used          | Connection jack |
|---------------------|-----------------|
| WAZA Amp Cabinet412 | 8 Ω             |
| WAZA Amp Cabinet212 | 16 Ω A, 16 Ω B  |

- \* Only use speaker cable to connect the speaker. Do not use any shielded cable designed for use with guitars.
- \* To prevent malfunction and equipment failure, always turn down the volume, and turn off all the units before making any connections.

## Fitting and Removal of Casters

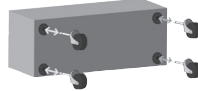
412 only

The casters are not fitted to the unit when shipped from the factory.

To fit or remove the casters, follow the diagram.

- \* Be sure to set up and use these units in stable, level locations.
- \* To prevent injury, make sure that at least two persons work together when carrying the units.
- \* Be careful not to get your fingers or feet pinched.

Front side of the unit



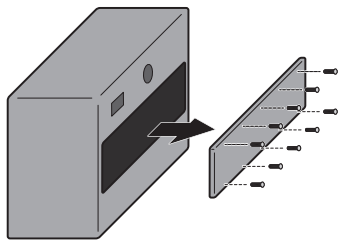
## Converting the Cabinet to an Open Back

212 only

When the unit is shipped from the factory, the cabinet has a closed back. By removing the board from the middle of the back, you can convert the cabinet to an open back. Loosen ten screws and remove the board.

- \* Do not remove anything other than the middle board.

Rear side of the unit



## WARNING

- Do not disassemble or modify by yourself. Do not carry out anything unless you are instructed to do so in the owner's manual. Otherwise, you risk causing malfunction.
- Do not repair or replace parts by yourself. Refer all servicing to your retailer, the nearest Roland Service Center, or an authorized Roland distributor, as listed on the "Information."
- Do not use or store in the following types of locations
  - Subject to temperature extremes (e.g., direct sunlight in an enclosed vehicle, near a heating duct, on top of heat-generating equipment); or are
  - Damp (e.g., baths, washrooms, on wet floors); or are
  - Exposed to steam or smoke; or are
  - Subject to salt exposure; or are
  - Exposed to rain; or are
  - Dusty or sandy; or are
  - Subject to high levels of vibration and shakiness; or are
  - Placed in a poorly ventilated location.
- Do not place in an unstable location. Otherwise, you risk injury as the result of the unit toppling over or dropping down.
- Avoid extended use at high volume. Use of the unit at high volume for extended periods of time may cause hearing loss. If you ever experience any hearing loss or ringing in the ears, you should immediately stop using the unit and consult a specialized physician.

- Do not allow foreign objects or liquids to enter unit; never place containers with liquid on unit. Do not place containers containing liquid (e.g., flower vases) on this product. Never allow foreign objects (e.g., flammable objects, coins, wires) or liquids (e.g., water or juice) to enter this product. Doing so may cause short circuits, faulty operation, or other malfunctions.
- Turn off the unit if an abnormality or malfunction occurs. Immediately turn the unit off, and request servicing by your retailer, the nearest Roland Service Center, or an authorized Roland distributor, as listed on the "Information" when:
  - Objects have fallen into, or liquid has been spilled onto the unit; or
  - If smoke or unusual odor occurs; or
  - The unit has been exposed to rain (or otherwise has become wet); or
  - The unit does not appear to operate normally or exhibits a marked change in performance.
- Be cautious to protect children from injury. Always make sure that an adult is on hand to provide supervision and guidance when using the unit in places where children are present, or when a child will be using the unit.
- Do not drop or subject to strong impact. Otherwise, you risk causing damage or malfunction.

## CAUTION

- Avoid climbing on top of the unit, or placing heavy objects on it. Otherwise, you risk injury as the result of the unit toppling over or dropping down.
- Cautions when moving this unit. If you need to move the instrument, make sure to disconnect all the cords coming from the external devices. At least two persons are required to safely lift and move the unit. It should be handled carefully, all the while keeping it level. Make sure to have a firm grip, to protect yourself from injury and the instrument from damage.
- Keep small items out of the reach of children. To prevent accidental ingestion of the parts listed below, always keep them out of the reach of small children.
  - Removable Parts: Screws
- Do not allow lighting devices that normally are used while their light source is very close to the unit (such as a piano light), or powerful spotlights to shine upon the same area of the unit for extended periods of time. Excessive heat can deform or discolor the unit.
- Do not paste stickers, decals, or the like to this instrument. Peeling such matter off the instrument may damage the exterior finish.
- Depending on the material and temperature of the surface on which you place the unit, its rubber feet may discolor or mar the surface.
- Do not place containers or anything else containing liquid on top of this unit. Also, whenever any liquid has been spilled on the surface of this unit, be sure to promptly wipe it away using a soft, dry cloth.
- Never use benzene, thinners, alcohol or solvents of any kind, to avoid the possibility of discoloration and/or deformation.
- When disconnecting all cables, grasp the connector itself—never pull on the cable. This way you will avoid causing shorts, or damage to the cable's internal elements.
- To avoid disturbing others nearby, try to keep the unit's volume at reasonable levels.
- Do not use connection cables that contain a built-in resistor.

## Specifications

### BOSS WAZA Amp Cabinet412 (WAZA-412): Guitar Amplifier Cabinet

### BOSS WAZA Amp Cabinet212 (WAZA-212): Guitar Amplifier Cabinet

|                   | WAZA Amp Cabinet412  | WAZA Amp Cabinet212   |
|-------------------|--|---|
| Rated Power Input | 320 W  | 160 W   |
| Speakers          | 30 cm (12 inches) x 4  | 30 cm (12 inches) x 2   |
| Nominal Impedance | 8 Ω  | 16 Ω  |
| Connectors        | INPUT jack: 1/4-inch phone type  |   |
| Dimensions        | 758 (W) x 358 (D) x 810 (H) mm (incl. Caster)<br>29-7/8 (W) x 14-1/8 (D) x 31-15/16 (H) inches | 728 (W) x 343 (D) x 533 (H) mm (incl. Foot)<br>28-11/16 (W) x 13-9/16 (D) x 21 (H) inches |
| Weight            | 41 kg<br>90 lbs 7 oz   | 28 kg<br>61 lbs 12 oz   |
| Accessories       | Caster x 4 (412 only)<br>Owner's manual  |   |

\* In the interest of product improvement, the specifications and/or appearance of this unit are subject to change without prior notice.

Copyright ©2016 ROLAND CORPORATION

Roland and BOSS are either registered trademarks or trademarks of Roland Corporation in the United States and/or other countries.

Company names and product names appearing in this document are registered trademarks or trademarks of their respective owners.

**For EU Countries**



- UK** This symbol indicates that in EU countries, this product must be collected separately from household waste, as defined in each region. Products bearing this symbol must not be discarded together with household waste.
- DE** Dieses Symbol bedeutet, dass dieses Produkt in EU-Ländern getrennt vom Hausmüll gesammelt werden muss gemäß den regionalen Bestimmungen. Mit diesem Symbol gekennzeichnete Produkte dürfen nicht zusammen mit den Hausmüll entsorgt werden.
- FR** Ce symbole indique que dans les pays de l'Union européenne, ce produit doit être collecté séparément des ordures ménagères selon les directives en vigueur dans chacun de ces pays. Les produits portant ce symbole ne doivent pas être mis au rebut avec les ordures ménagères.
- IT** Questo simbolo indica che nei paesi della Comunità europea questo prodotto deve essere smaltito separatamente dai normali rifiuti domestici, secondo la legislazione in vigore in ciascun paese. I prodotti che riportano questo simbolo non devono essere smaltiti insieme ai rifiuti domestici. Ai sensi dell'art. 13 del D.Lgs. 25 luglio 2005 n. 151.
- ES** Este símbolo indica que en los países de la Unión Europea este producto debe recogerse aparte de los residuos domésticos, tal como está regulado en cada zona. Los productos con este símbolo no se deben depositar con los residuos domésticos.
- PT** Este símbolo indica que nos países da UE, a recolha deste produto deverá ser feita separadamente do lixo doméstico, de acordo com os regulamentos de cada região. Os produtos que apresentem este símbolo não deverão ser eliminados juntamente com o lixo doméstico.
- NL** Dit symbool geeft aan dat in landen van de EU dit product gescheiden van huishoudelijk afval moet worden aangeboden, zoals bepaald per gemeente of regio. Producten die van dit symbool zijn voorzien, mogen niet samen met huishoudelijk afval worden verwijderd.
- DK** Dette symbol angiver, at i EU-lande skal dette produkt opsamles adskilt fra husholdningsaffald, som defineret i hver enkelt region. Produkter med dette symbol må ikke smides ud sammen med husholdningsaffald.
- NO** Dette symbolet indikerer at produktet må behandles som spesialavfall i EU-land, iht. til retningslinjer for den enkelte regionen, og ikke kastes sammen med vanlig husholdningsavfall. Produkter som er merket med dette symbolet, må ikke kastes sammen med vanlig husholdningsavfall.

- SE** Symbolen anger att i EU-länder måste den här produkten kasseras separat från hushållsavfall, i enlighet med varje regions bestämmelser. Produkter med den här symbolen får inte kasseras tillsammans med hushållsavfall.
- FI** Tämä merkintä ilmaisee, että tuote on EU-maissa kerättävä erillään kotitalousjätteistä kunkin alueen voimassa olevien määräysten mukaisesti. Tällä merkinnällä varustettuja tuotteita ei saa hävittää kotitalousjätteiden mukana.
- HU** Ez a szimbólum azt jelenti, hogy az Európai Unióban ezt a terméket a háztartási hulladéktól elkülönítve, az adott régióban érvényes szabályozás szerint kell gyűjteni. Az ezzel a szimbóllal ellátott termékeket nem szabad a háztartási hulladék közé dobni.
- PL** Symbol oznacza, że zgodnie z regulacjami w odpowiednim regionie, w krajach UE produktu nie należy wyrzucać z odpadami domowymi. Produktów opatrzonych tym symbolem nie można utylizować razem z odpadami domowymi.
- CZ** Tento symbol udává, že v zemích EU musí být tento výrobek sbírán odděleně od domácího odpadu, jak je určeno pro každý region. Výrobky nesoucí tento symbol se nesmí vyhazovat spolu s domácím odpadem.
- SK** Tento symbol vyjadruje, že v krajinách EÚ sa musí zber tohto produktu vykonávať oddelene od domového odpadu, podľa nariadení platných v konkrétnej krajine. Produkty s týmto symbolom sa nesmú vyhazovať spolu s domovým odpadom.
- EE** See sümbol näitab, et EL-i maades tuleb see toode olemprügist eraldi koguda, nii nagu on igas piirkonnas määratletud. Selle sümboliga märgitud tooteid ei tohi ära visata koos olmeprügiga.
- LT** Šis simbolis rodo, kad ES šalyse šis produktas turi būti surenkamas atskirai nuo buitinių atliekų, kaip nustatyta kiekviename regione. Šiuo simboliu paženklinėti produktai neturi būti išmetami kartu su buitinių atliekomis.
- LV** Šis simbols norāda, ka ES valstīs šo produktu jāievāc atsevišķi no mājtsaimniecības atkritumiem, kā noteikts katrā reģionā. Produktus ar šo simbolu nedrīkst izmest kopā ar mājtsaimniecības atkritumiem.
- SI** Ta simbol označuje, da je treba proizvod v državah EU zbirati ločeno od gospodinjjskih odpadkov, tako kot je določeno v vsaki regiji. Proizvoda s tem znakom ni dovoljeno odlagati skupaj z gospodinjjskimi odpadki.
- GR** Το σύμβολο αυτό υποδηλώνει ότι στις χώρες της Ε.Ε. το συγκεκριμένο προϊόν πρέπει να συλλέγεται χωριστά από τα υπόλοιπα οικιακά απορρίμματα, σύμφωνα με όσα προβλέπονται σε κάθε περιοχή. Τα προϊόντα που φέρουν το συγκεκριμένο σύμβολο δεν πρέπει να απορρίπτονται μαζί με τα οικιακά απορρίμματα.

**For China**

## 有关产品中所含有害物质的说明

本资料就本公司产品中所含的特定有害物质及其安全性予以说明。  
本资料适用于 2007 年 3 月 1 日以后本公司所制造的产品。

### 环保使用期限



此标志适用于在中国国内销售的电子信息产品，表示环保使用期限的年数。所谓环保使用期限是指在自制造日起的规定的期限内，产品中所含的有害物质不致引起环境污染，不会对人身、财产造成严重的不良影响。环保使用期限仅在遵照产品使用说明书，正确使用产品的条件下才有效。不当的使用，将会导致有害物质泄漏的危险。

### 产品中有毒有害物质或元素的名称及含量

| 部件名称           | 有毒有害物质或元素 |       |       |             |           |             |
|----------------|-----------|-------|-------|-------------|-----------|-------------|
|                | 铅(Pb)     | 汞(Hg) | 镉(Cd) | 六价铬(Cr(VI)) | 多溴联苯(PBB) | 多溴二苯醚(PBDE) |
| 外壳(壳体)         | ×         | ○     | ○     | ○           | ○         | ○           |
| 电子部件(印刷电路板等)   | ×         | ○     | ×     | ○           | ○         | ○           |
| 附件(电源线、交流适配器等) | ×         | ○     | ○     | ○           | ○         | ○           |

○：表示该有毒有害物质在该部件所有均质材料中的含量均在 SJ/T11363-2006 标准规定的限量要求以下。  
×：表示该有毒有害物质至少在该部件的某一均质材料中的含量超出 SJ/T11363-2006 标准规定的限量要求。  
因根据现有的技术水平，还没有什么物质能够代替它。

**For C.A. US (Proposition 65)**

## WARNING

This product contains chemicals known to cause cancer, birth defects and other reproductive harm, including lead.

